## 9.2 Spare Parts

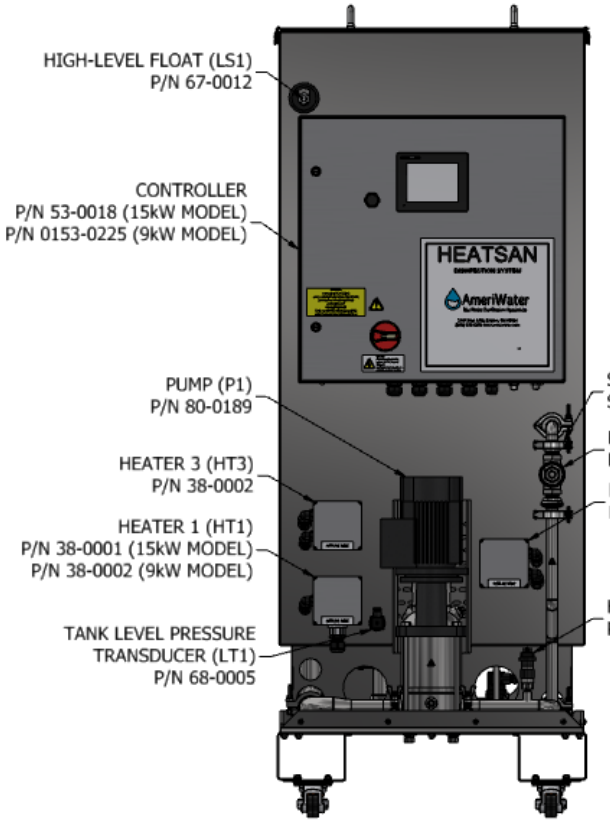


FRONT VIEW WITH FRONT COVER REMOVED

DETAIL A
REAR CONNECTION LABELS

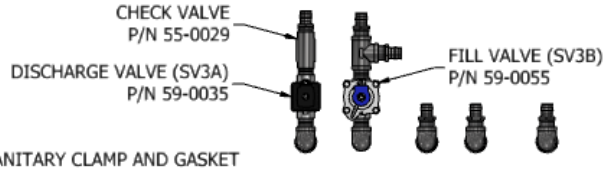


REAR CONNECTIONS

SANITARY CLAMP AND GASKET
SEE TABLE 1 FOR P/N'S

PRESSURE SUSTAINING VALVE (PR)
P/N 44-0073

HEATER 2 (HT2)
P/N 38-0002

HIGH PRESSURE SWITCH (PS)
P/N 68-0004

| TABLE 1 | |
|---|---|
| COMPONENT | P/N |
| 1/2" GASKET | 049-0004 |
| 1" GASKET | 049-0005 |
| 1-1/2" GASKET | 049-0006 |
| 1/2" CLAMP | 049-0007 |
| 1" TO 1-1/2" CLAMP | 049-0008 |




BACK VIEW WITH INSULATION AND COVERS HIDDEN

## 9.3 Control Panel

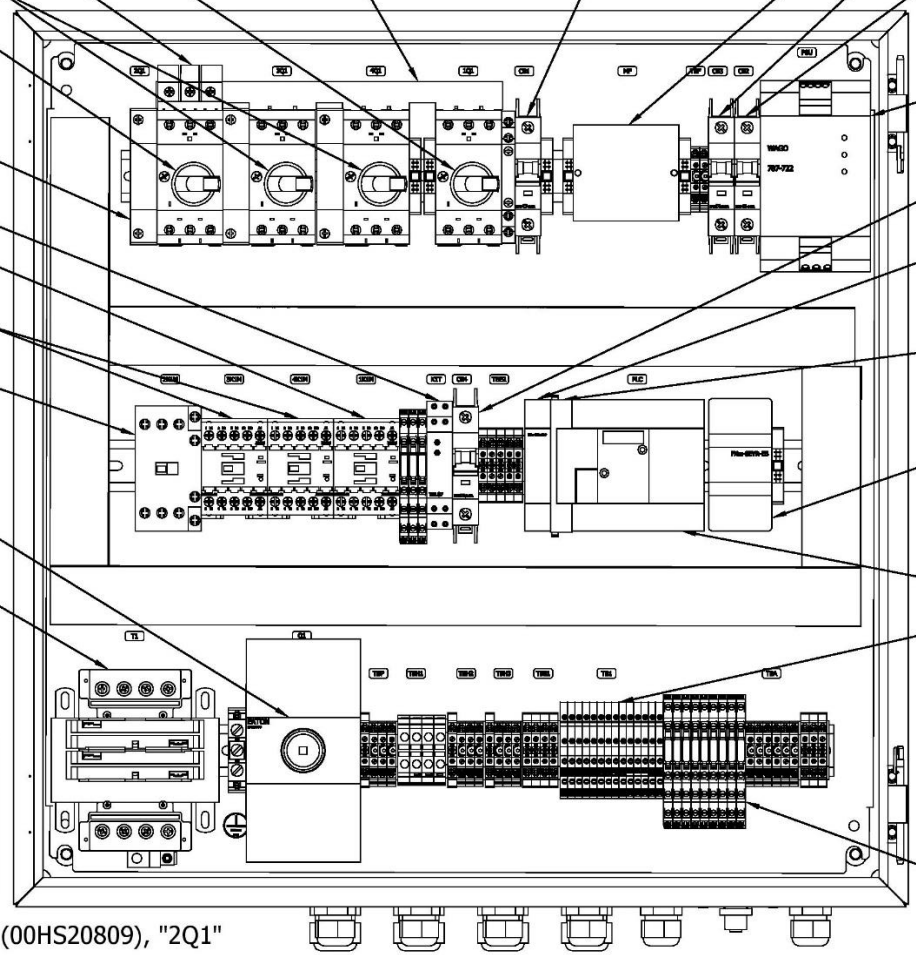


| COMPONENT | P/N |
|---|---|
| MINT CABLE | 66-0147 |
| ZINT CABLE | 66-0151 |
| ICZ CABLE | 66-0150 |
| SGNL CABLE | 066-0209 |

NOTE 1: FOR 9kW MODELS (00HS20809), "2Q1" CIRCUIT BREAKER WILL BE P/N 61-0030